



collection
Les faux-finis du Monde^{inc}



Features & Benefits

- long lasting finish
- hides defects
- durable gloss finish
- self priming on most surfaces
- re-coat in an hour
- excellent coverage
- interior & exterior use
- easy water clean-up
- environmentally friendly
- low VOC: less than 150 g/l

Dealers Corner

- 6 standard pre-mix colours
- tint base for pastel colours
- tint with universal colorants
- high inventory turns
- literature, samples, and dealer binder
- available in 850 ml & 237 ml

Outdoor uses:

garden ornaments,
outdoor patio furniture,
doors, cement,
stone, metal,
fibreglass,
plastic, etc.

Indoor uses:

cupboards, railings,
countertops, chairs,
filing cabinets,
tables, trim,
baseboards,
cold air returns,
light switch plates,
grills, lamps, etc.



cupboards



gates



furniture



metal



railings



Choose from 12 standard colours or custom tint to your own colour!



Actual colour and texture may vary from sample.



suede finish
suede finish

Suede is a transparent product that produces a matte velvety finish similar to aged suede and is washable! Suede can be tinted with paint or universal colorants and will add elegance to any wall or room, as its soft muted appearance will compliment any décor. Coverage: 100-125 sq.ft. per litre. Apply by brush or roller! Voilà!



collection
Les faux-finis du Monde™



Add your own personal finish...

to virtually any paintable surface with our complete collection of Textured products ranging from a smooth two-tone Venetian Plaster to our gritty rustic Stone Finish!

These products are very user friendly and require no previous experience, so you can start your Home Décor project today!

Each finish is available in 12 standard colours or can be custom tinted to your own choice of colour (see in store for details).

NEED HELP?

Our How To Faux DVD can help you make your Home Décor Project a great success! Available in most stores or order online!



www.fauxfinisdumonde.ca
info@fauxfinisdumonde.ca
or 1-800-204-6278
Copyright 2006

BRTEX
REV: 06102006

collection
Les faux-finis du Monde™

create
your own
beautiful
textures

textures
collection

*suede
finish
venetian
plaster*

textures
collection

*stone
finish*

Easy to apply!
Water-based
Non-toxic




Actual colour and texture may vary from sample.

Choose from 12 standard colours or custom tint to your own colour!



venetian plaster
venetian plaster

Venetian Plaster is a rich, charming and unique textured plaster that will transform your walls into a soft luxurious finish that is smooth to the touch! Applied in paper-thin layers creating a two-tone finish similar to the look and feel of real Italian marble. Perfect for a bedroom, living or dining room. Coverage: 100-125 sq.ft. per litre. Apply with a stainless steel spatula and polish with sandpaper or steel wool. Voilà!



stone finish
stone finish

Stone Finish is a textured plaster that will transform your walls into the rustic feel of stone with its unique sand-like characteristics. Turn your walls into classic stone blocks or create a knocked down finish! Perfect for hallways, basements and roughed up walls. Coverage: 50-100 sq.ft. per litre. Apply with a stone roller, smooth out and colour wash to your taste! Voilà!

Choose from 12 standard colours or custom tint to your own colour*!



*Samples shown are Stone Finish applied white and colour washed. Actual colour and texture may vary from sample.


Easy to apply!
Water-based
Non-toxic
Environmentally safe
Low VOC



Use crackle to give furniture a weathered effect!



Use glaze for a subtle ragging or colour wash effect!



Crackle



crack it!
crack it!

Create an antique weathered look and accentuate any décor!

Ideal for trim, cupboards, baseboards, mouldings, frames, ceiling medallions, furniture, and more. COVERAGE: 75-125 sq. ft. per litre.



1. PAINT base colour of your choice using a satin latex paint. Let dry completely. NOTE: the base colour will be the colour of the cracks showing through.



2. APPLY an even coat of crack it medium to the entire surface using a foam roller or brush. Let dry 1-2 hours.



3. APPLY top colour of satin latex paint using a brush, being careful not to over stroke the surface. Missed areas can be touched up immediately. NOTE: the thickness of the application will determine the size of the cracks.



glaze
glaze

Transform your room using glaze long open time to create classic decorative finishes such as frottage, ragging, sponging, marbling, faux rollers, denim, leather, colour washing and wood graining.

Easy 3 to 1 mix can be done right in the container! Glaze will render the paint translucent and extend the working time to over 45 minutes. COVERAGE: 100-150 sq. ft. per litre.

Step by step instructions for complete success using glaze and faux finish tools:

1. Paint the surface with the base colour of your choice using a latex semi-gloss. NOTE: The final finish on the surface will be that of the paint mixed with the glaze not the semi-gloss base! Let dry completely.
2. Choose a second colour of paint at least 2 or 3 shades different than base colour and pour into the glaze container. Mix well. PRO TIP: ensure that there is enough contrast between the two colour shades or the result may be difficult to see.
3. Mask off all surfaces not being faux finished. Apply the glaze mixture to the surface using a regular 15mm roller, working in small sections no more than 3 roller widths at a time. Do not "cut in" first, use a brush loaded with glaze paint mixture for any hard-to-reach areas.
4. While the glaze is still wet on the surface, use the faux finish tool of your choice (e.g. rag, roller, etc) to create the desired effect. TIP: Work quickly to avoid over lap marks.



Hammered Paint



Metallic Paint

4 stylish designer finishes!



Ragging technique with glaze



Use hammer paint for a durable finish on cupboards!



hammer paint
hammer paint




Create a unique, beautiful and extremely durable mottled (hammer-like) finish using a brush or roller!

A water-based paint that creates a beautiful and extremely durable mottled (hammer-like) finish which is perfect for countertops, heating or air return grates, cupboards, baseboards, mouldings, ceiling medallions, frames, trim, furniture, back splash tiles, metal and wood surfaces. Easy to use without special tools and can be applied by brush or roller. Most applications only require one coat! Indoor and outdoor use. An appropriate primer is recommended. COVERAGE: 100-125 sq.ft. per litre.


Use hammer paint for a durable finish on railings!



Hammered paints in 6 Designer Colours



Silver - MPHSIL




Bronze - MPHBRO




Gold - MPHGOL



Pearl White - MPHPER



Copper - MPHCOP



Charcoal Black - MPHBLK

Actual colour and texture may vary from sample.

Metallic paints in 12 Designer Colours



Copper - MPCOP



Gold - MPGOL



Rich Gold - MPRGO



Old Gold - MPOGO



Pale Bronze - MPPBR



Dark Bronze - MPDDBR



Platinum - MPPLA



Steel - MPPEW



Silver - MPSIL



Use metallic paint to accent trim and moulding!



metallic paint
metallic paint

Accent and transform any surface into a stunning bold metallic accent with the stroke of a brush!

A water-based metallic paint that is perfect for trim, mouldings, frames, ceiling medallions, paintable wallpaper, light switches, air return grills, primed back splash tiles or any other paintable surface. Mix metallic paints with glaze to create a metallic glaze!

COVERAGE: 100-125 sq.ft. per litre.

Use metallic paint on paintable wallpaper!



Faux Finish Rollers / Rouleaux Faux Finis

FFRSA9

Stone Finish Applicator
Applicateur Effet Pierre



JTV99006

Rapid Foam Roller
Rouleau Mousse



FRRAC-9

Rag Cloth Roller
Rouleau Chiffon



SPR8830

Sea Sponge Roller
Rouleau Éponge



SER9930-BLK

Honeycomb Roller for roll-on stone coatings
Rouleau Alvéolé pour revêtements de pierre à
rouler



TEX7730-BLK

Glaze & Texture Roller
Rouleau pour Glacis et Textures



Faux Finish Tools / Outils de Faux Finis

FF953120

Stippling Brush
Brosse à Pointiller



FFHTFDVD

How to Faux DVD
Comment faire les Faux Finis DVD



FLG2490-1 FLG2490-3

Flogger / Brosse à Moucheter



FFWGT5032

Graining Tool
Outil de Veinage



FFSS1473R

Venetian Plaster Tool
Spatule pour Plâtre Vénitien



ANCO2021

Tape 1/4
Ruban 1/4



FFNSP4

Natural Sea Sponge
Éponge de Mer Naturel



JTV99001

Sea Sponge
Éponge de Mer



FFCT5033

Combing Tool
Outil de Peignage



Art & Craft / Produits d'Artiste



ET579



Linceed Oil /
Huile de Lin



FCFMT-2 & FCFMT-5
Medium:
Fast Drying / Séchage Rapide
Slow Dryng / Retardateur



Stencil Brush
Pinceau à Pochoir
#2-3-4-5-6-8-kit



ET582



FC802
Painting Knife
Couteau à Peindre

